

Mesoscale wind power generation
+ two-dimensional multifractal
fractional Brownian motion
+ impact of synthetic climate change
on future electricity networks

Max Janum + Martin Greiner

Mesoscale Wind Turbulence

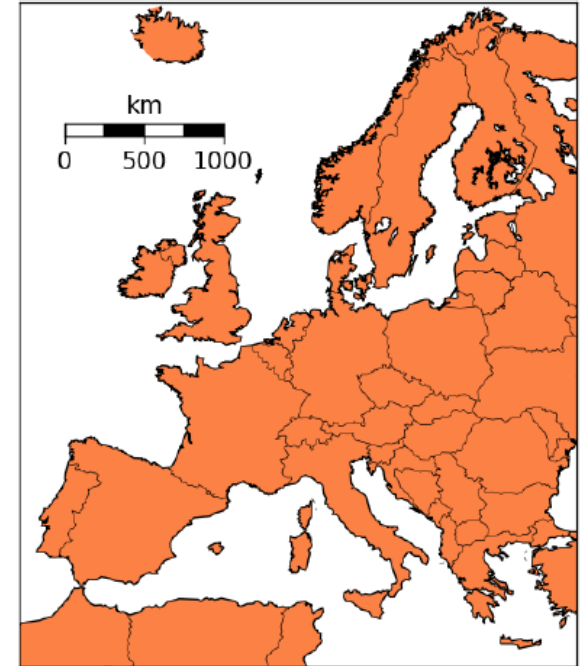
$$E(k) \sim k^{-5/3}$$

$$\Delta v_l \sim l^{1/3}$$

$$\eta = 5\text{km} \leq l \leq L = 600\text{km}$$

$$\mu \approx 0.36$$

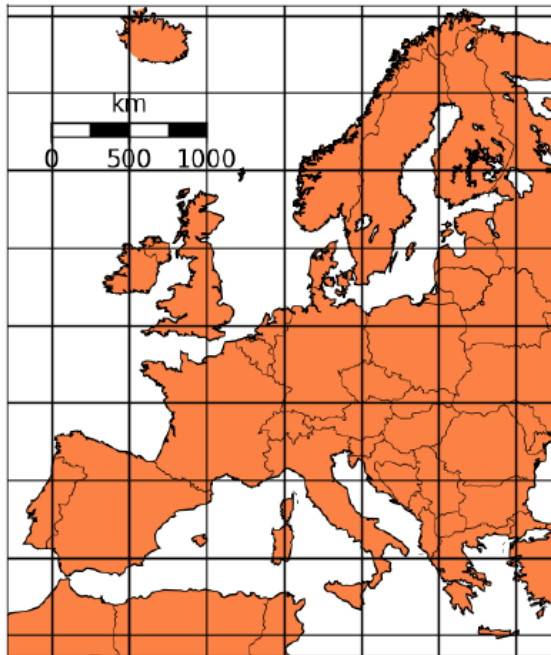
$$\langle \Delta v_\eta^2(x+d) \Delta v_\eta^2(x) \rangle \sim d^{-\mu}$$



R Baile + J Muzy: *Spatial Intermittency of surface layer wind fluctuations at mesoscale range*, **Phys.Rev.Lett.** **105** (2010) 254501. P Milan, M Wächter + J Peinke: *Turbulent character of wind energy*, **Phys.Rev.Lett.** **110** (2013) 138701. R Calif, F Schmitt + Y Huang: *Multifractal description of wind power fluctuations using arbitrary order Hilbert spectral analysis*, **Physica A** **392** (2013) 4106-20. J Apt: *The spectrum of power from wind turbines*, **J. Power Sources** **169** (2007) 369-74.

2dim multifractal fBm

$$v(\mathbf{x}) = v_{typ} + \frac{\sqrt{m(\mathbf{x})}}{\langle \sqrt{m} \rangle} v_{fBm}(\mathbf{x})$$

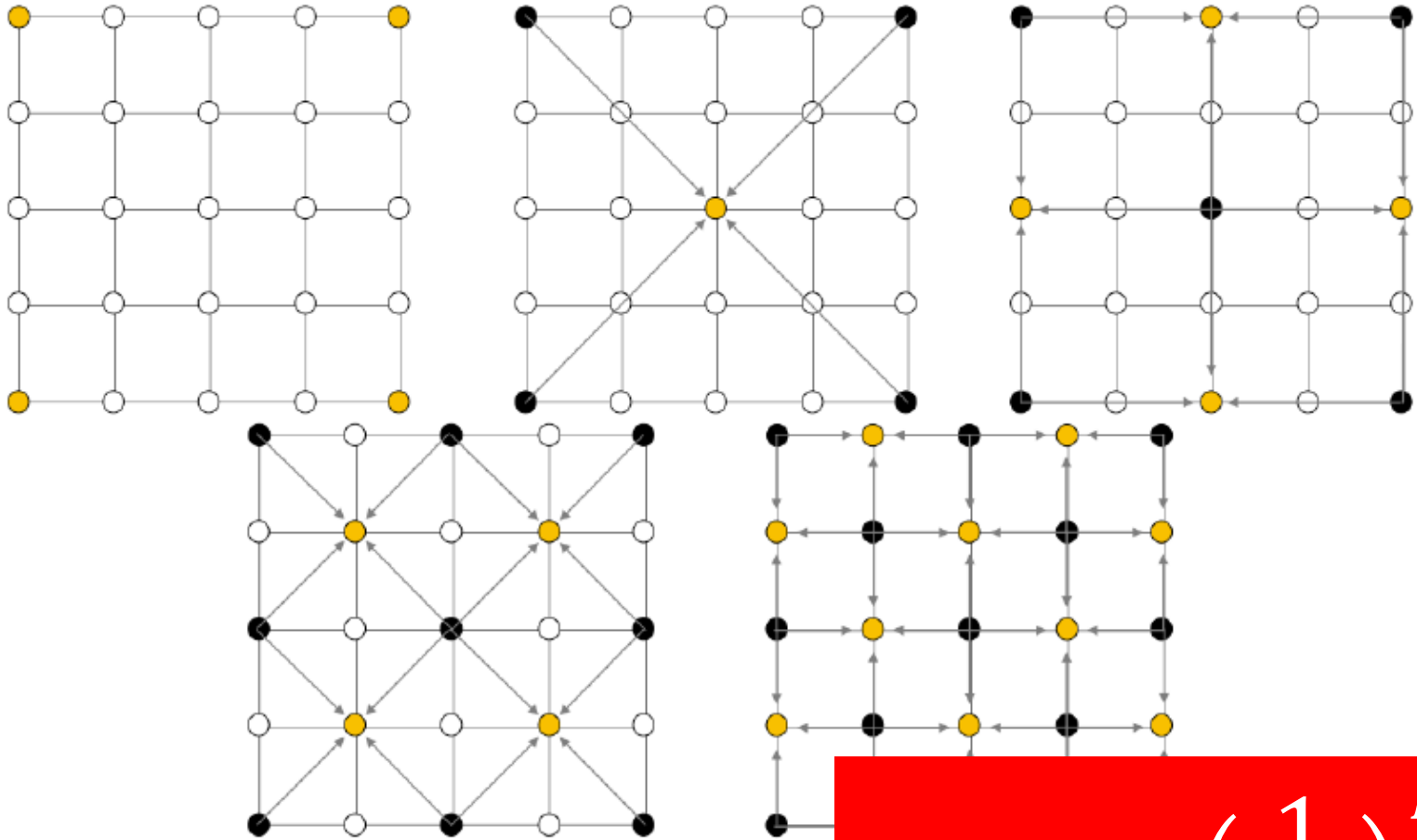


L, σ_0, H, μ

2dim fBm:

L, σ_0, H

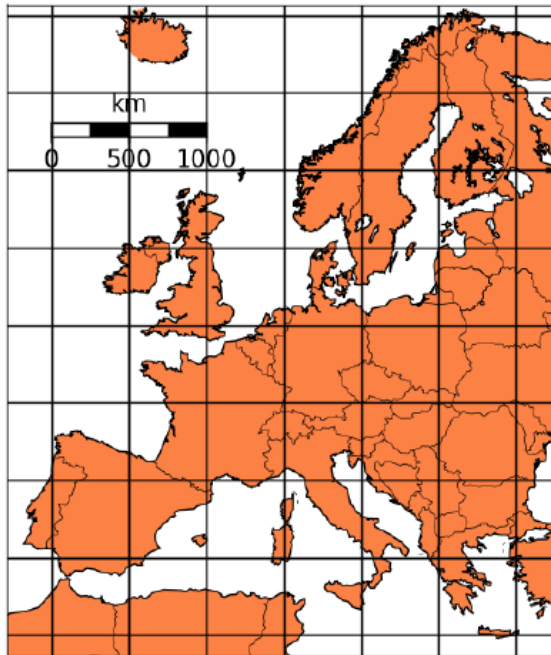
midpoint displacement method



$$\sigma_{i+1} = \left(\frac{1}{\sqrt{2}} \right)^H \sigma_i$$

2dim multifractal fBm

$$v(\mathbf{x}) = v_{typ} + \frac{\sqrt{m(\mathbf{x})}}{\langle \sqrt{m} \rangle} v_{fBm}(\mathbf{x})$$

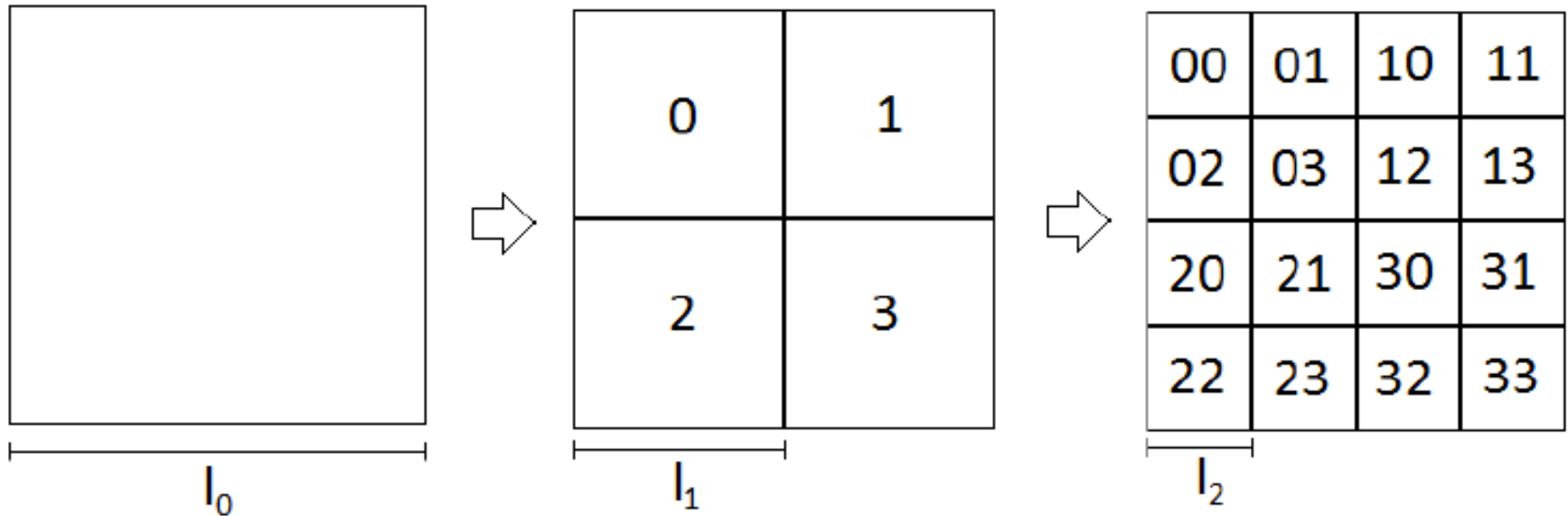


L, σ_0, H, μ

2dim multifractality:

 L, μ

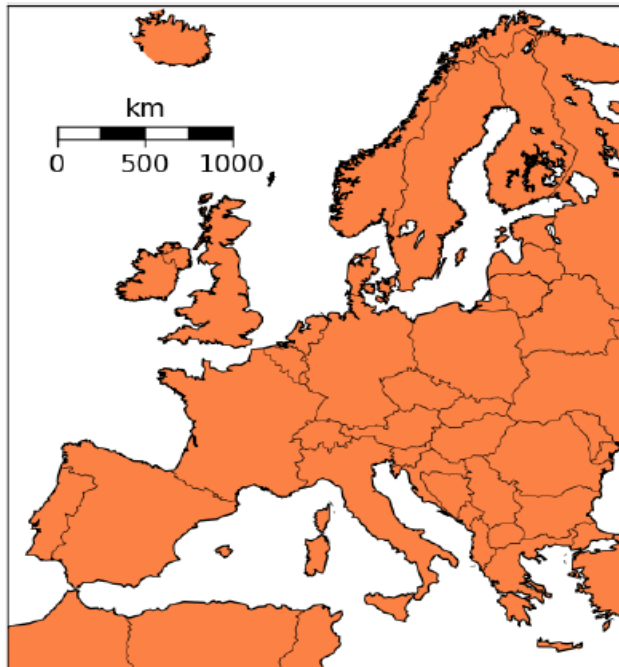
random multiplicative cascade



$$m_{i+1}(\mathbf{x}) = q_{i+1}(\mathbf{x}) m_i(\mathbf{x})$$

Mesoscale wind power generation

$$\mathbf{v}(\mathbf{x}) = v_{typ} + \frac{\sqrt{m(\mathbf{x})}}{\langle \sqrt{m} \rangle} v_{fBm}(\mathbf{x})$$

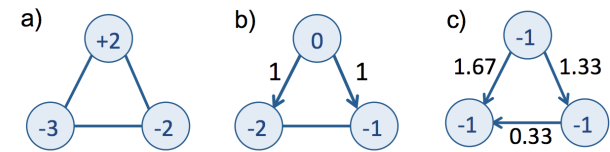
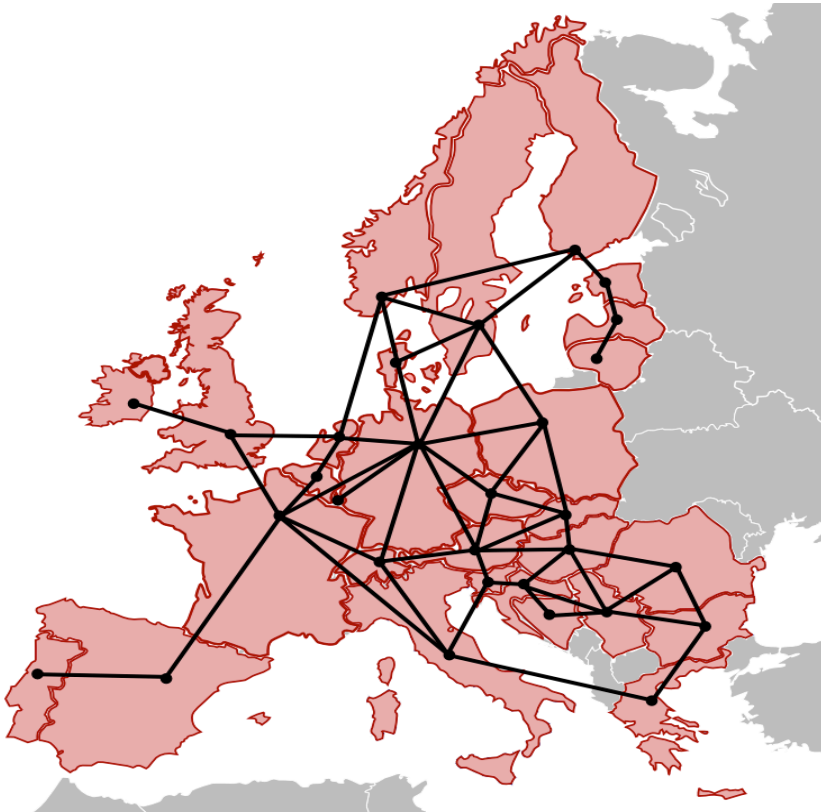


$$\mathbf{v}(\mathbf{x}) \rightarrow G_n^W(t)$$

$$\langle G_n^W \rangle = \langle L_n \rangle$$

Simplified future electricity network:

$$G_n^W(t) - L_n(t) = B_n(t) + P_n(t)$$



$$G_n^B(t) = (B_n(t))_-$$

$$C_n(t) = (B_n(t))_+$$

$$\sum_n P_n(t) = 0$$

$$\langle G_n^W \rangle = \langle L_n \rangle$$

$$F_l(t) = \sum_n PTDF_{ln} P_n(t)$$

Infrastructure measures

backup energy

$$E_n^B = \langle G_n^B \rangle$$

backup capacity

$$K_n^B = \max_q (G_n^B)$$

transmission capacity

$$K_l^T = \max_q |F_l| \cdot d_l$$

Impact of synthetic climate change

L [km]	300	600	1200
E^B [$\langle L \rangle$]	0.0701 ± 0.0018	0.073 ± 0.003	0.086 ± 0.004
\mathcal{K}^B [$\langle L \rangle$]	0.362 ± 0.007	0.396 ± 0.013	0.471 ± 0.010
\mathcal{K}^T [GW]	160.0 ± 1.1	233.2 ± 1.1	334 ± 2
$\text{Var}(\mathbf{B})$ [$\langle L \rangle^2 / 100$]	0.240 ± 0.005	0.275 ± 0.004	0.387 ± 0.007
$\text{Var}(\mathbf{P})$ [$\langle L \rangle^2 / 100$]	0.197 ± 0.0019	0.401 ± 0.002	0.719 ± 0.011
$\text{Cov}(\mathbf{B}, \mathbf{P})$ [$\langle L \rangle^2 / 100$]	0.0115 ± 0.0007	0.0185 ± 0.0007	0.0372 ± 0.0014
LCOE [€/MWh]	7.85 ± 0.19	9.1 ± 0.2	11.3 ± 0.7

σ_0 [v_{typ}]	0.1	0.2	0.3
E^B [$\langle L \rangle$]	0.069 ± 0.002	0.073 ± 0.003	0.079 ± 0.002
\mathcal{K}^B [$\langle L \rangle$]	0.357 ± 0.006	0.396 ± 0.013	0.414 ± 0.015
\mathcal{K}^T [GW]	151.8 ± 0.9	233.2 ± 1.1	278.1 ± 1.5
$\text{Var}(\mathbf{B})$ [$\langle L \rangle^2 / 100$]	0.238 ± 0.008	0.275 ± 0.004	0.302 ± 0.004
$\text{Var}(\mathbf{P})$ [$\langle L \rangle^2 / 100$]	0.1727 ± 0.0018	0.401 ± 0.002	0.591 ± 0.007
$\text{Cov}(\mathbf{B}, \mathbf{P})$ [$\langle L \rangle^2 / 100$]	0.0123 ± 0.0008	0.0185 ± 0.0007	0.0236 ± 0.0010
LCOE [€/MWh]	7.93 ± 0.3	9.1 ± 0.2	9.8 ± 0.3

Impact of synthetic climate change

μ	0.18	0.36	0.54
E^B [$\langle L \rangle$]	0.0745 ± 0.003	0.073 ± 0.003	0.075 ± 0.003
\mathcal{K}^B [$\langle L \rangle$]	0.405 ± 0.006	0.396 ± 0.013	0.396 ± 0.004
\mathcal{K}^T [GW]	238.5 ± 0.8	233.2 ± 1.1	224.6 ± 1.6
$\text{Var}(\mathbf{B})$ [$\langle L \rangle^2 / 100$]	0.280 ± 0.005	0.275 ± 0.004	0.272 ± 0.007
$\text{Var}(\mathbf{P})$ [$\langle L \rangle^2 / 100$]	0.422 ± 0.005	0.401 ± 0.002	0.382 ± 0.003
$\text{Cov}(\mathbf{B}, \mathbf{P})$ [$\langle L \rangle^2 / 100$]	0.0193 ± 0.0011	0.0185 ± 0.0007	0.0177 ± 0.0017
LCOE [€/MWh]	9.2 ± 0.4	9.1 ± 0.2	9.0 ± 0.3

H	1/3	1/2	2/3
E^B [$\langle L \rangle$]	0.075 ± 0.003	0.073 ± 0.003	0.0736 ± 0.0014
\mathcal{K}^B [$\langle L \rangle$]	0.402 ± 0.010	0.394 ± 0.007	0.389 ± 0.013
\mathcal{K}^T [GW]	243 ± 2	233 ± 2	224.4 ± 1.9
$\text{Var}(\mathbf{B})$ [$\langle L \rangle^2 / 100$]	0.283 ± 0.006	0.276 ± 0.007	0.273 ± 0.006
$\text{Var}(\mathbf{P})$ [$\langle L \rangle^2 / 100$]	0.432 ± 0.007	0.400 ± 0.008	0.368 ± 0.005
$\text{Cov}(\mathbf{B}, \mathbf{P})$ [$\langle L \rangle^2 / 100$]	0.0194 ± 0.0010	0.0177 ± 0.0009	0.0185 ± 0.0016
LCOE [€/MWh]	9.3 ± 0.2	9.0 ± 0.3	8.85 ± 0.11

Ongoing PhD thesis:

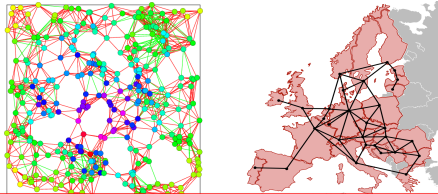
Smail Kozarcanin

Impact of **real climate change
on the design of future large-
scale energy systems**

Gorm Andresen + Martin Greiner
greiner@eng.au.dk

(1) Highly Renewable Energy Networks

(2) Complex Networks



(3) Wind-farm Modeling + Optimization

(4) Turbulence

B Carlsen (Master16)
A Huche (Master16)
E Thorgersen (Master16)
M Therkildsen (Master15)
P Nybroe (Master15)
J Otten (Master15)
J Bjerre (Master15)
J Herp (Master13)
U Poulsen (Assist Prof)



M Schäfer (Carlsberg PostDoc)
M Dahl (Master15 + PhD18)
B Tranberg (Master15 + PhD19)
H Liu (Master16 + PhD19)
S Kozarcanin (Master15 + PhD19)
K Zhu (PhD20)
S Siggaard (Master17)
M Kofoed (Master16)
L Schwenk_Nebbe (Master16)
M Janum (Master16)
M Raunbak (Master16)
C Poulsen (Master16)
N Skou-Nielsen (Master15)
M Hansen (Master15)
K Holm (Master15)
E Eriksen (Master15)
A Thomsen (Master14)
B Sairanen (Master14)
T Jensen (Master13)
T Zeyer (Master13)
A Søndergaard (Master13)
R Rodriguez (PhD14)
M Rasmussen (PostDoc11)

D Schlachtberger (FIAS PhD17)
J Hörsch (FIAS PhD17)
T Brown (FIAS PostDoc)
S Schramm (FIAS)
S Hempel (FIAS Master16)
S Becker (FIAS PhD14)
D Heide (FIAS PhD11)